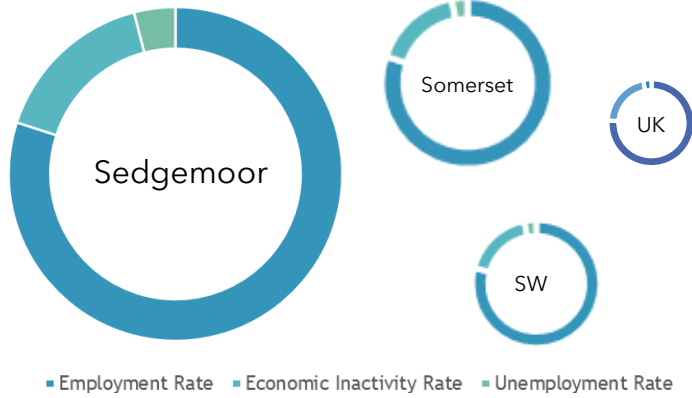
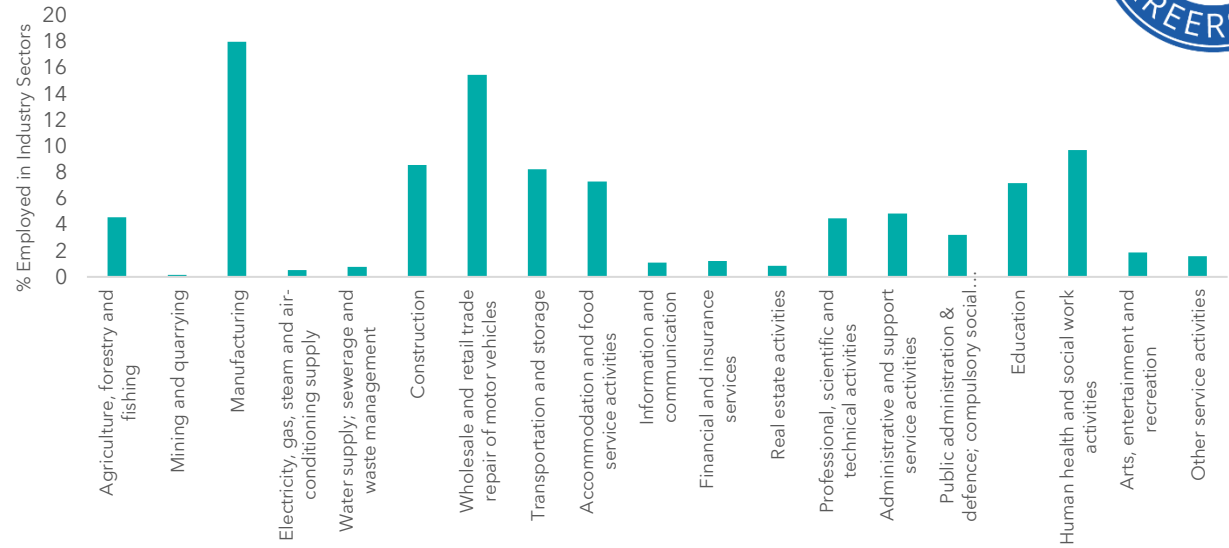
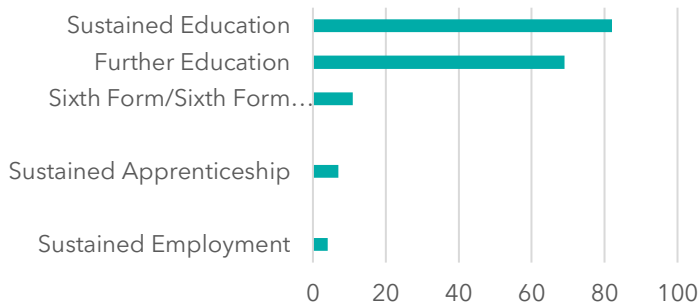


SEDGEMOOR Labour Market Information Sheet



Key Stage 4 Destination Data (%)



Demographics

Under 18 yrs: 20.2% Male: 49.1%
 18- 24 yrs: 6.9% Female: 50.9%
 25-64 yrs: 49.4% White: 96%
 65+ yrs: 23.5% BAME: 4%



Key Employers...

What this map shows

This map of Sedgemoor is split into Lower Layer Super Output Areas (LSOAs). LSOAs have an average population of around 1,700.

The colours indicate the **Employment Deprivation** decile (against all LSOAs in England in 2019) that the working-age population falls into. Employment deprivation is measured as those who are involuntarily excluded from the labour market (i.e. people who would like to work but are unable to do so due to unemployment, sickness or disability, or caring responsibilities).

